



ELECTRIC TANKLESS WATER HEATER - LARGE CAPACITY

R SERIES MightyMite® - STANDARD ACTIVATION

IDEAL APPLICATION: kitchen sink with dish washer, showers, mop sink, scrub sink

PRODUCT FEATURES

- Uses a digital microprocessor for temperature control
Ultra quick response times for temperature variations - 120 times per second. Microprocessor use is the most energy efficient means of heating water
- Unlimited hot water
- Saves water and energy - 99% energy efficient
- Rugged steel housing
- Space saving compact size:
9-7/8" (H) x 10-5/8" x 4-1/4" (251 x 270 x 108mm)
- Meets applicable building codes including ADA, UL, IAPMO, UPC and CSA.
- Environmentally friendly
- Made in the U.S.A.
- User adjustable temperature 70°F-125°F (21°C-52°C) (Standard)
- Optional factory preset temperature available, select single temperature between 90°F-160°F (32°C-71°C)
- 3/4" NPT Male connections



R Series Mighty-Mite® - Standard Activation

GUIDE SPECIFICATION

Tankless Water Heater shall be a Chronomite Laboratories Model

R - _____ S / _____

AMPS

VOLTS

OPTIONS

with _____ Amps and _____ Volts

Unit shall be provided with Celcon waterways, and Nichrome heating coils.
Temperature controlled by microprocessor.

OPTIONS

- Factory Preset (F)
- Satin Stainless Steel Housing (SS)
- Disconnect Switch, Rotary 80A-Lockable NEMA 4X (2095-4) (Shipped Loose)
- Noise Suppression Relay (Q)
- Digital Readout (DR)
- Y - Strainer (Y)
- 1.5 GPM Hose Bib Adapter (A-810VR-1.5)
- 2.0 GPM Hose Bib Adapter (A-810VR-2.0)
- Terrazzo Mop Sink 24" x 24" x 12" (TSH-24)

Chronomite R Series Mighty-Mite® - Standard Activation models are manufactured to provide reliable point-of-use hot water with flow rate from 0.65 GPM to 5.0 GPM (2.5 LPM to 18.9 LPM). There is no pressure and temperature relief valve needed (unless required by code), saving time and money on installation.

Housing is fabricated from rugged steel.

Element assembly is fabricated from Celcon/Ryton plastic.

Heating coils are nichrome.



Member of U.S. Green Building Council



Water Conserving Product



Made in the USA

For the model being selected, please place the corresponding amps and volts values in the Guide Specifications to the right.

MODEL	AMPS	VOLTS	WATTS	ACTIVATION GPM	TEMP RISE @	TEMP RISE @	TEMP RISE @
					1.5 GPM	2.5 GPM	3.0 GPM
R-48S / 208	48	208	10000	0.65	45	27	23
R-48S / 240	48	240	11500	0.65	52	31	26
R-58S / 208	58	208	12050	0.65	55	33	27
R-63S / 208	63	208	13100	0.65	60	36	30
R-48S / 277	48	277	13300	0.65	61	36	30
R-58S / 240	58	240	13900	0.65	63	38	32
R-68S / 208	68	208	14150	0.65	64	39	32
R-63S / 240	63	240	15100	0.65	69	41	34
R-75S / 208	75	208	15600	0.65	71	43	36
R-58S / 277	58	277	16050	0.65	73	44	37
R-68S / 240	68	240	16300	0.65	74	45	37
R-63S / 277	63	277	17450	0.65	79	48	40
R-75S / 240	75	240	18000	0.65	82	49	41
R-68S / 277	68	277	18850	0.65	86	51	43
R-75S / 277	75	277	20750	0.65	95	57	47

Complies with Standards for:



CHRONOMITE LABORATORIES, INC.
17451 Hurley St. :: City of Industry, CA 91744
Phone 800-447-4962 :: 626-937-4270
Fax 626-937-4279 :: www.chronomite.com

MEMBER OF



R SERIES **MightyMite**® - STANDARD ACTIVATION

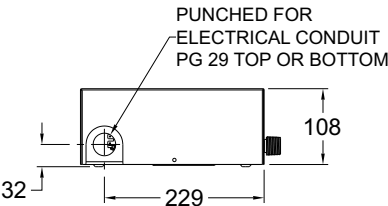
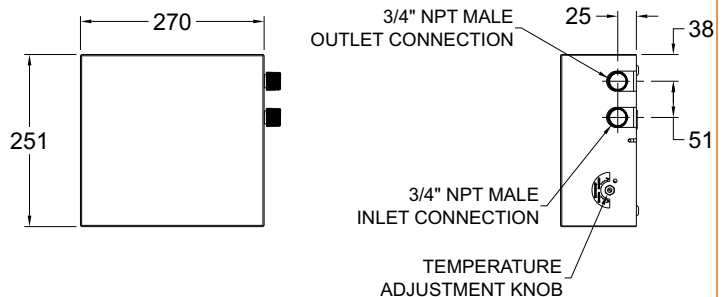
R SERIES MIGHTY-MITE® - STANDARD ACTIVATION METRIC CHART

MODEL	AMPS/PHASE	1 Ø VOLTAGE	WATTS	ACTIVATION LPM	TEMP RISE @ 6.00 LPM	TEMP RISE @ 10.00 LPM	TEMP RISE @ 12.00 LPM
R-48S/208	48	208	10000	2.5	24	14	12
R-48S/240	48	240	11500	2.5	28	17	14
R-58S/208	58	208	12050	2.5	29	17	14
R-63S/208	63	208	13100	2.5	31	19	16
R-48S/277	48	277	13300	2.5	32	19	16
R-58S/240	58	240	13900	2.5	33	20	17
R-68S/208	68	208	14150	2.5	34	20	17
R-63S/240	63	240	15100	2.5	36	22	18
R-75S/208	75	208	15600	2.5	37	22	19
R-58S/277	58	277	16050	2.5	38	23	19
R-68S/240	68	240	16300	2.5	39	23	20
R-63S/277	63	277	17450	2.5	42	25	21
R-75S/240	75	240	18000	2.5	43	26	22
R-68S/277	68	277	18850	2.5	45	27	23
R-75S/277	75	277	20750	2.5	50	30	25

TECHNICAL DIMENSIONS

R SERIES MIGHTY-MITE® - STANDARD ACTIVATION

Dimensions:	251 x 270 x 108mm
Weight:	4.5 Kg
Materials:	Rugged steel housing Celcon plastic element assembly with nichrome coils
Housing Color:	White
Minimum Operating Flow Rate:	2.5 LPM
Minimum Operating Pressure:	172 kPa
Maximum Operating Pressure:	552 kPa
Maximum Pressure	1034 kPa
Maximum Water Temperature:	71°C
Maximum Ambient Operating Temperature:	60°C
Listing:	ETL



GENERAL NOTES:

- The microprocessor adjusts the heater's power for variations in flow rates, inlet water temperature and pressure to assure the selected water temperature.
- 240V models when operated at 220V will have approximately a 15% wattage decrease.

Chronomite Laboratories assumes no responsibility for use of void or suspended data. © Copyright Chronomite Laboratories, Inc. Member of Morris Group International, City of Industry, CA Please visit www.chronomite.com for most current specifications.

SELECTION SUMMARY & APPROVAL FOR MANUFACTURING

Company _____

Model Number & Options _____ Quantity _____

Contact _____ Title _____

Signature (Approval for Manufacturing) _____ Date _____

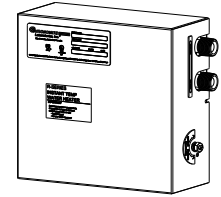
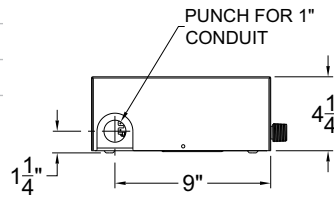
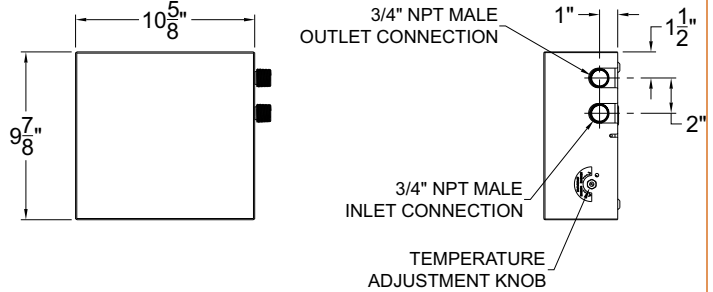
CHRONOMITE
LABORATORIES, INC.
PH. 800-447-4962
626-937-4270
FAX 626-937-4279
www.chronomite.com

R SERIES **MightyMite**® - STANDARD ACTIVATION

TECHNICAL DIMENSIONS

R SERIES MIGHTY-MITE® - STANDARD ACTIVATION

Dimensions:	9-7/8" (H) x 10-5/8" x 4-1/4"
Weight:	10 lbs.
Materials:	Rugged steel housing Celcon plastic element assembly with nichrome coils
Housing Color:	White
Minimum Operating Flow Rate:	0.65 GPM
Minimum Operating Pressure:	45 PSI
Maximum Operating Pressure:	80 PSI
Maximum Pressure:	150 PSI
Maximum Water Temperature:	160°F
Maximum Ambient Operating Temperature:	140°F
Listing:	UL, IAPMO, UPC, ETL

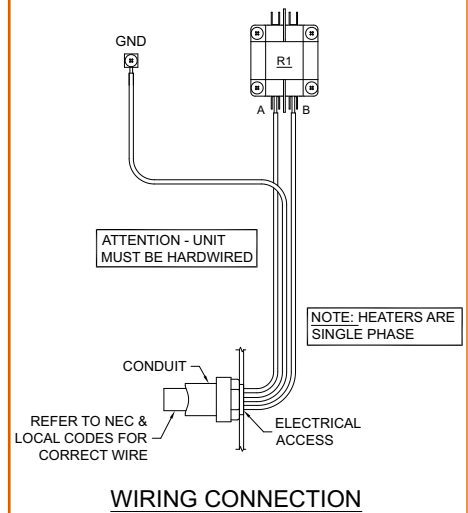
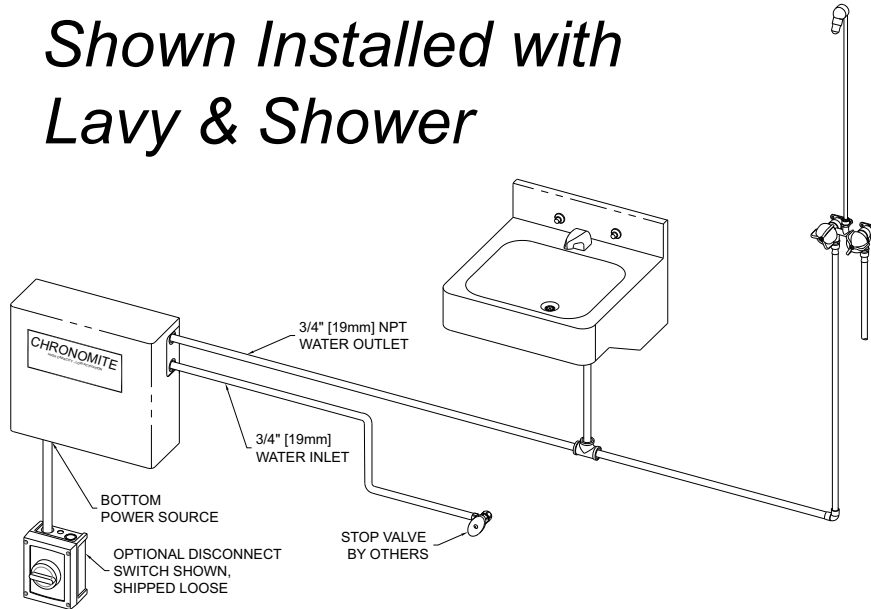


GENERAL NOTES:

- The microprocessor adjusts the heater's power for variations in flow rates, inlet water temperature and pressure to assure the selected factory pre set water temperature.
- 240V models when operated at 220V will have approximately a 15% wattage decrease.

INSTALLATION DIAGRAM

*Shown Installed with
Lavy & Shower*



Chronomite Laboratories assumes no responsibility for use of void or suspended data. © Copyright Chronomite Laboratories, Inc. Member of Morris Group International, City of Industry, CA Please visit www.chronomite.com for most current specifications.

SELECTION SUMMARY
& APPROVAL FOR
MANUFACTURING

Company _____

Model Number & Options _____ Quantity _____

Contact _____ Title _____

Signature (Approval for Manufacturing) _____ Date _____

CHRONOMITE
LABORATORIES, INC.
PH. 800-447-4962
626-937-4270
FAX 626-937-4279
www.chronomite.com